



PodCast Segment Eleven

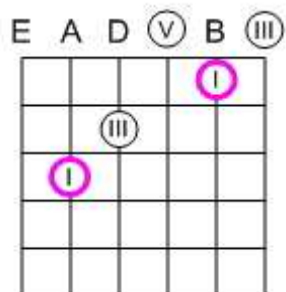
**A Practical Method
for Learning Music
on Guitar (and Bass)**



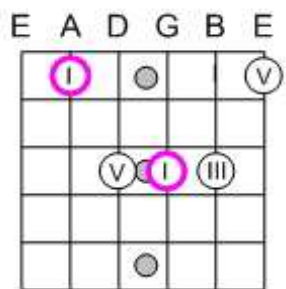
bonar harris
author of The Six Rings
www.myspace.com/bonarsmusic

The Major Chord Forms and Their Grids

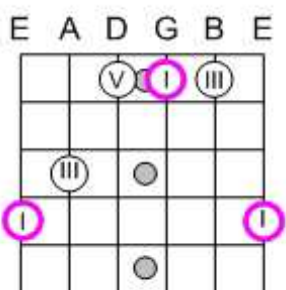
C



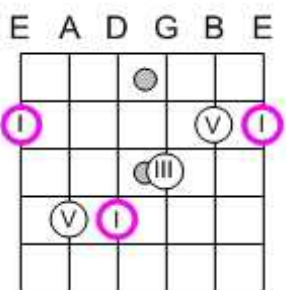
A



G



E



D

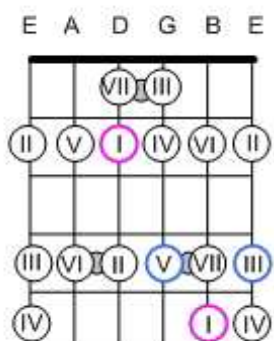
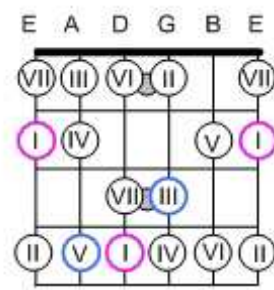
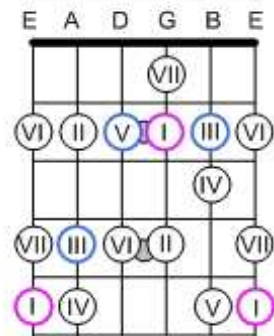
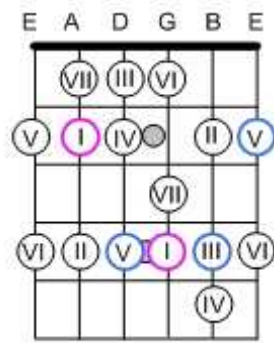
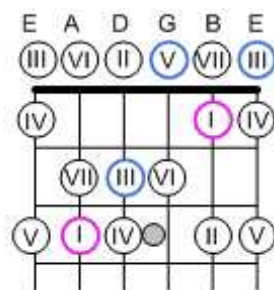
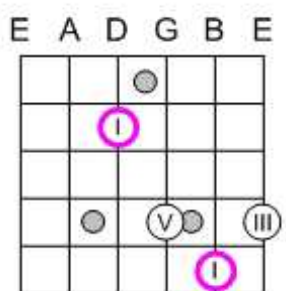


Illustration 1

The C Major Chord in C Form

C

I III V

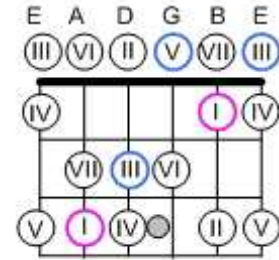
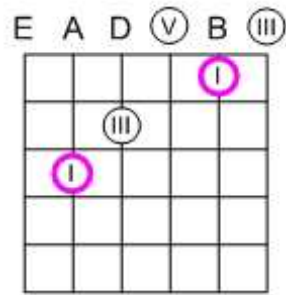


Illustration 2

The C 6 Chord in C Form

C6

I III V VI

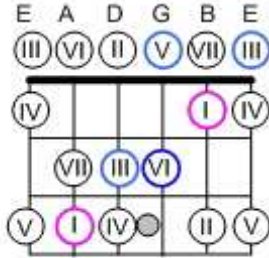
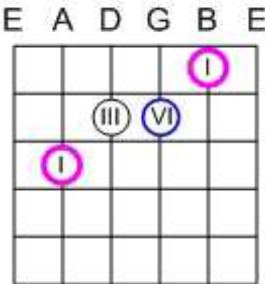
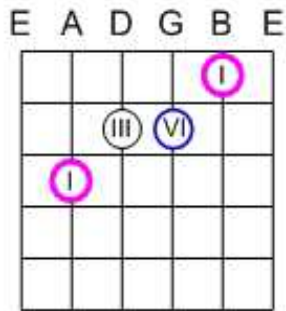


Illustration 3

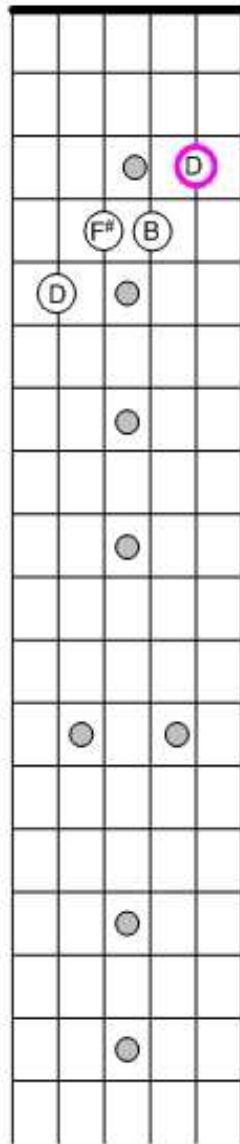
D6 chord built using the C6 Chord form



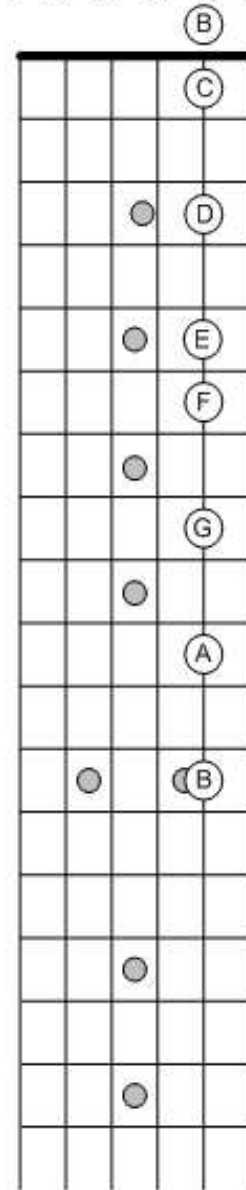
The C6 chord form

Illustration 4

E A D G B E



E A D G B E



The C Major Chord in C Form

C

I III V

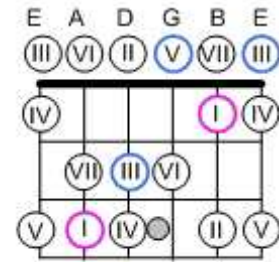
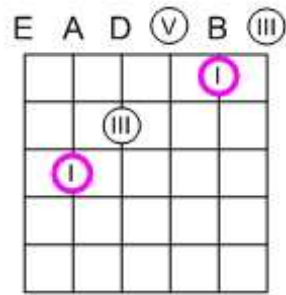


Illustration 5

The C Maj7 Chord in C Form

CMaj7

I III V VII

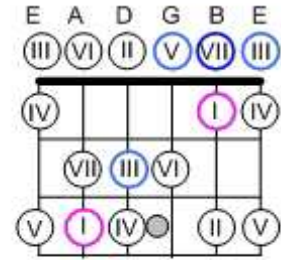
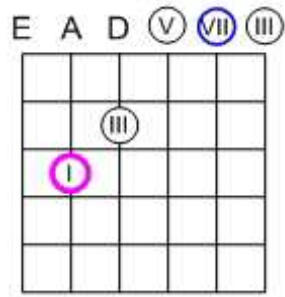


Illustration 6

The C add9 Chord in C Form

Cadd9

I III V IX

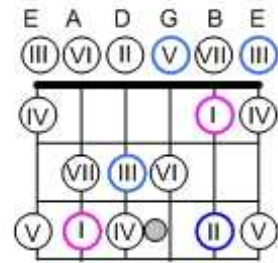
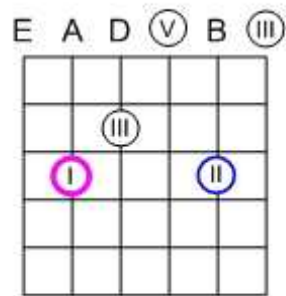


Illustration 7

The C 6 9 Chord in C Form

C6 9

I III V VI IX

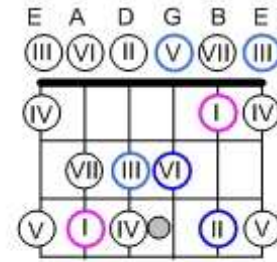
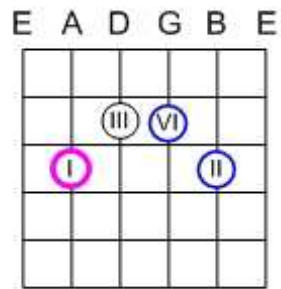


Illustration 8

The Major Chord Family in C Form

<h2>C</h2> <p>I III V</p>	<p>E A D V B III</p>	<p>E A D G B E</p>
<h2>C6</h2> <p>I III V VI</p>	<p>E A D G B E</p>	<p>E A D G B E</p>
<h2>CMaj7</h2> <p>I III V VII</p>	<p>E A D V VII III</p>	<p>E A D G B E</p>
<h2>Cadd9</h2> <p>I III V IX</p>	<p>E A D V B III</p>	<p>E A D G B E</p>
<h2>C6 9</h2> <p>I III V VI IX</p>	<p>E A D G B E</p>	<p>E A D G B E</p>

Illustration 9

Variations on a simple chord progression
 using basic chord substitution from
 the Major Chord Family

Illustration 10

	1 2 3 4	1 2 3 4	1 2 3 4	1 2 3 4		
Ex. 1	C	C	F	C		
Ex. 2	C	C6	FMaj7	C		
Ex. 3	C	Cadd9	F6	CMaj7		
Ex. 4	C69	C6	F69	C		
	1 2 3 4	1 2 3 4	1 2 3 4	1 2 3 4		
Ex. 5	C	CMaj7	C7	C6	Fadd9	C69